

Great Ganges Institute of Technology, Unnao

INTERNAL QUALITY ASSURANCE CELL – (IQAC)

STAKEHOLDERS FEEDBACK ANALYSIS

ACADEMIC YEAR – 2022-23

TABLE OF CONTENTS

S.No	Title	Page no.
1	Feedback forms Format	3-7
2	Student feedback analysis	8-12
3	Employer feedback analysis	13-19
4	Teachers feedback analysis	20-25
5	Alumni feedback analysis	26-32
6	Parent feedback analysis	33-49
7	IQAC Recommendations	40

BLANK FEEDBACK FORMS FOR DIFFERENTSTAKEHOLDERS

STUDENTS FEEDBACK ON CURRICULUM

S.No.	Parameters	Strongly agree	Agree	Neutral	Disagree	Strongly disagree
1	Course content of the syllabus was updated and relevant					
2	Course curriculum intellectually stimulate you					
3	Open courses offered under CBCS were diverse and resourceful					
4	Overall learning environment offered in the institution is excellent					
5	Program was capable of catering to my requirement at the workplace					
6	Syllabus create any interest to pursue post- graduation/ Research in the particular topic					
7	Syllabus prescribed was well organized and structured					

Employers Feedback on Curriculum

Sl.no	Parameter	Strongly agree	Agree	Neutral	Disagree	Strongly disagree
1	Ability of employee to apply the knowledge of the course in his work					
2	Ability to work as a team					
3	Communication skills of the employee strong					
4	Course content develops the right skill set to perform on job					
5	Curriculum is relevant to the local and national educational needs					
6	Is the syllabus research oriented					
7	Maintenance of work discipline					
8	Overall performance of the employee are good					
9	Reliability and honesty towards assigned work					
10	The course has good balance between theory and practical					

ALUMNI FEEDBACK ON CURRICULUM

Sl. No.	Parameters	Strongly agree	Agree	Neutral	Disagree	Strongly disagree
1	Course content of the syllabus was updated and relevant					
2	course curriculum intellectually stimulate you					
3	Course outcome is well defined and clear					
4	Open courses offered under CBCS were diverse and resourceful					
5	Overall learning environment offered in the institution is excellent					
6	Program was capable of catering to my requirement at the workplace					
7	Syllabus create any interest to pursue post- graduation/ Research in the particular topic					
8	Syllabus prescribed was well organized and structured					
9	The course contents have good balance between theory and practice					

TEACHERS FEEDBACK ON CURRICULUM

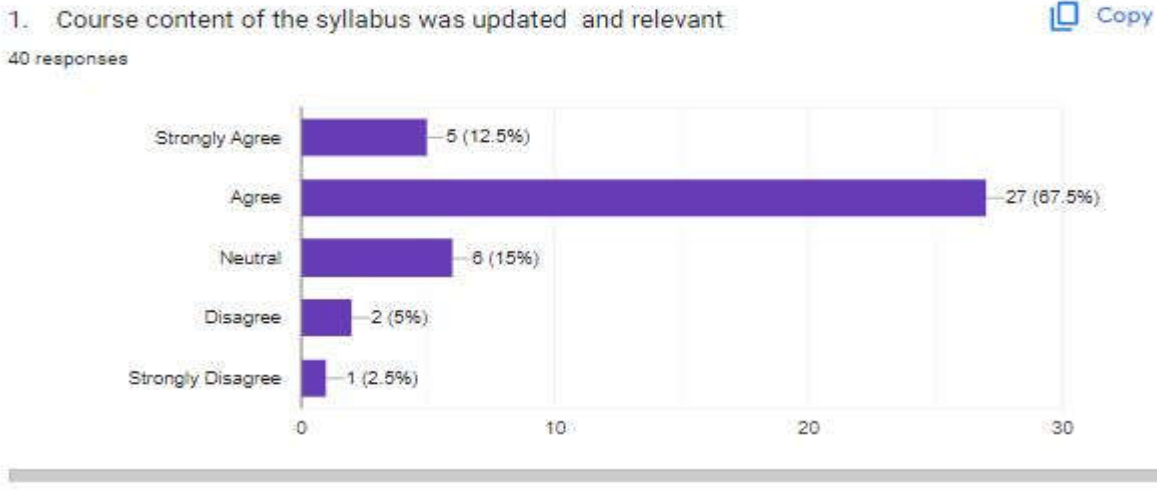
S.No.	Parameters	Strongly agree	Agree	Neutral	Disagree	Strongly disagree
1	Board of studies is taking care to ensure the currency and relevance of the programme offering.					
2	Employability is given weightage in curriculum design and development.					
3	Enough freedom to contribute my ideas on curriculum design and development					
4	The system followed by the University for the Design and development of curriculum is effective.					
5	The curriculum has been updated from time to time.					
6	Representation from business and industry in Boards of studies is helpful in designing and improving the courses.					
7	Course outcomes and program outcomes are well defined and clear					
8	Course contents is research oriented					
9	Course has good balance between theory and practical					

PARENT FEEDBACK ON THE INSTITUTION

SL. NO	PARTICULARS	Strongly agree	Agree	Neutral	Disagree	Strongly disagree
1	Academic discipline (i.e. timely conduct of lectures, practical					
2	Admission procedure					
3	Canteen Facility					
4	Examination system adopted by the college					
5	Improvement in soft skills, knowledge, ethics in your ward					
6	Infrastructure and C-lab facility					
7	Library					
8	Placement Facility					
9	Sports and cultural activities					
10	Student's Counseling and Guidance					

Student's Feedback

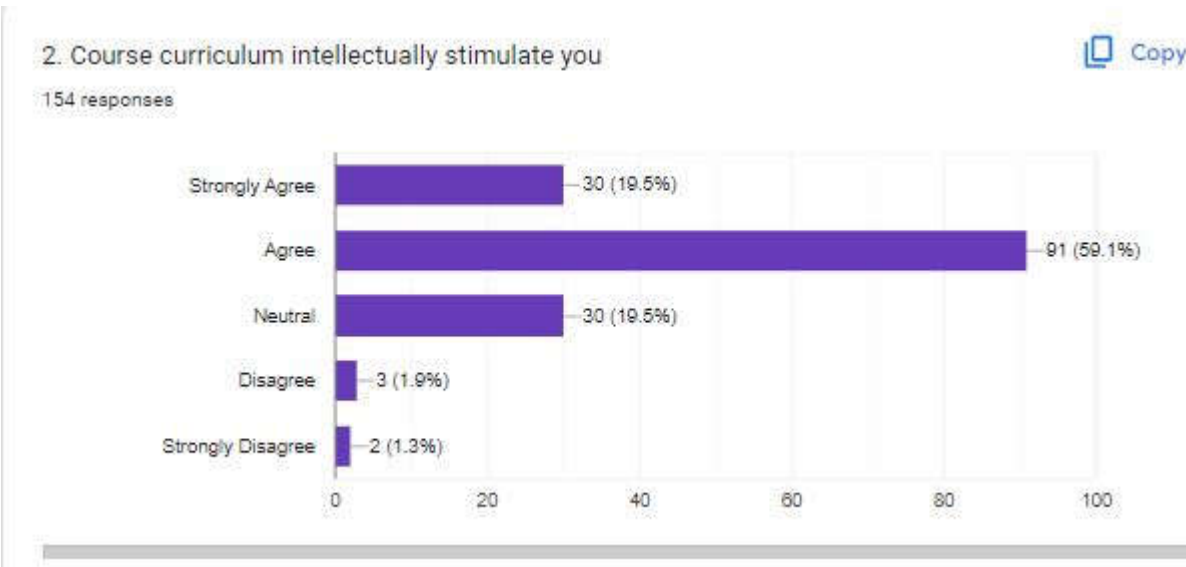
1. Course content of the syllabus was updated and relevant



Observation:

The figure shows how the Course content of the syllabus was updated and how relevant it was. It has been observed that 12.5% of students strongly agree that the Course content of the syllabus was updated from time to time. 67.5% of students agree that the Course content of the syllabus was updated from time to time. 2.5% of students strongly disagree that the course content of the syllabus was updated and it was relevant.

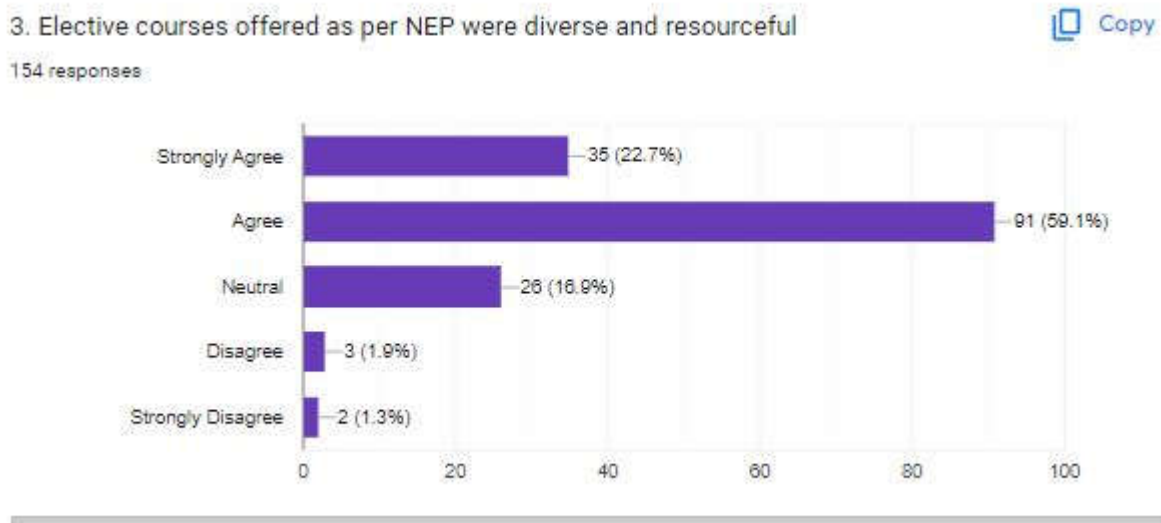
2. Course curriculum intellectually stimulate you



Observation:

The figure shows whether the course curriculum intellectually stimulates the students. It has been observed that 19.5% of students strongly agree that the course curriculum intellectually stimulates the students. 59.1% of students agree that the course curriculum intellectually stimulates the students. 1.3% of students strongly disagree that the course curriculum intellectually stimulates the students.

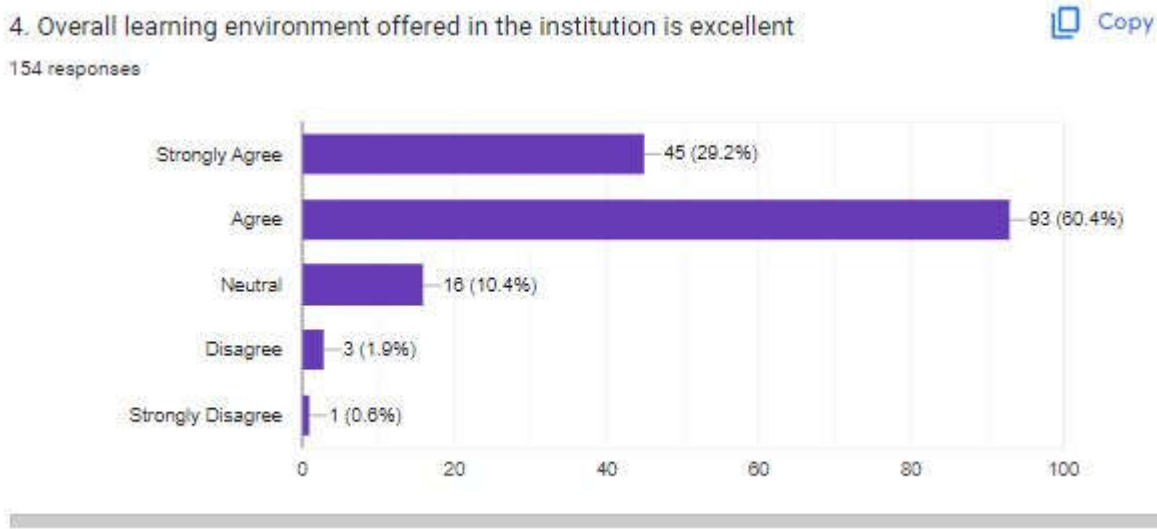
3. Elective courses offered as per NEP were diverse and resourceful



Observation:

The figure shows whether the elective courses offered as per NEP were diverse and resourceful. It has been observed that 22.7% of students are strongly agree that elective courses offered as per NEP were diverse and resourceful. 59.1% of students agree that elective courses offered as per NEP were diverse and resourceful. 1.3% of students strongly disagree that elective courses offered as per NEP were diverse and resourceful.

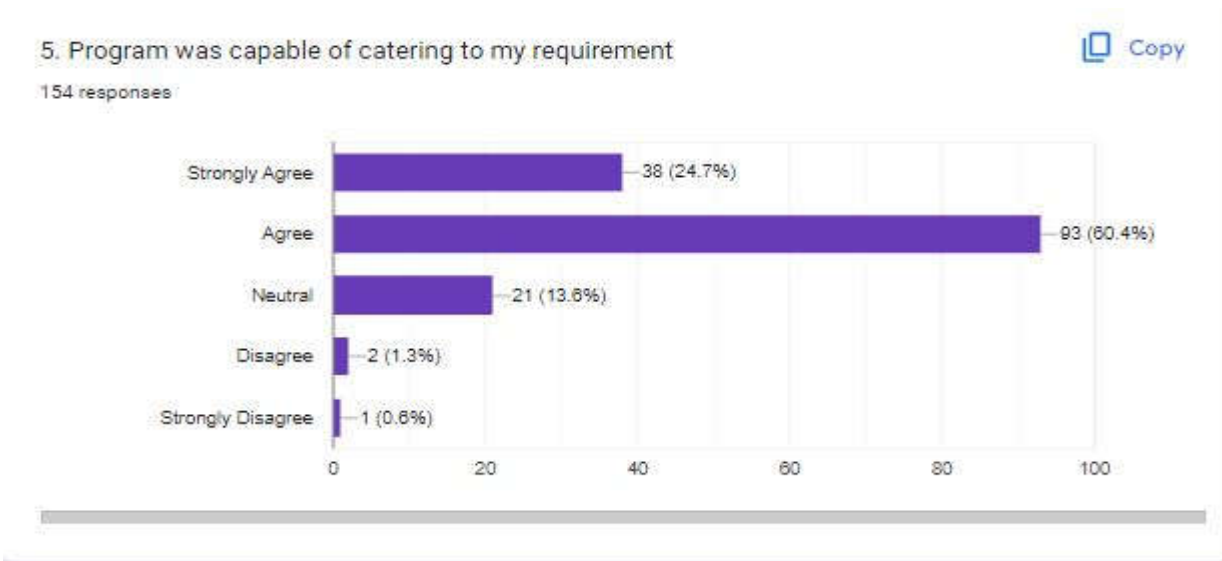
4. Overall learning environment offered in the institution is excellent



Observation:

The figure shows whether the overall learning environment offered in the institution is excellent. It has been observed that 29.2% of students strongly agree that the overall learning environment offered in the institution is excellent. 60.4% of students are agree that the overall learning environment offered in the institution is excellent. 0.6% students strongly disagree that the overall learning environment offered in the institution is excellent.

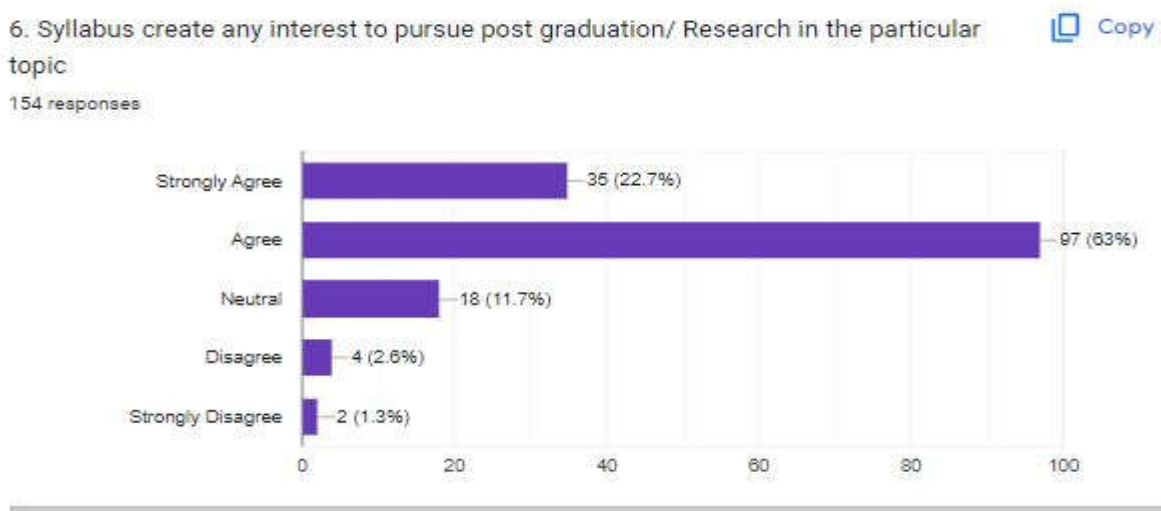
5. Program was capable of catering to my requirement



Observation:

The figure shows whether the program was capable of catering to the student's requirements. It has been observed that 24.7% of students strongly agree that the program was capable of catering to the needed requirements. 60.4% of students strongly agree that the program was capable of catering to the needed requirements. 0.6% of students strongly disagree that Program was capable of catering to the student's requirements.

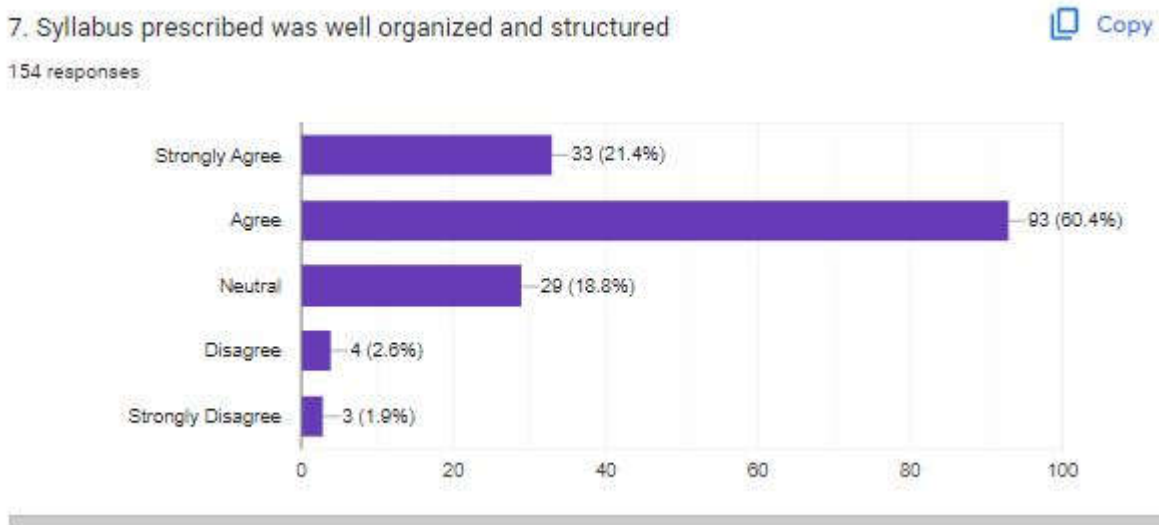
6. Syllabus create any interest to pursue post-graduation/ Research in the particular topic



Observation:

The figure clearly states whether the syllabus create any interest to pursue post-graduation/ Research in the particular topic. It has been observed that 22.7% of students are strongly agree that the syllabuscreates interest to pursue post-graduation. 63% of students are agree that the syllabus creates interest to pursue post-graduation. 1.3% of students are strongly disagree that the syllabus is excellent and creates interest to pursue post- graduation/research in the particular topic.

7. Syllabus prescribed was well organized and structured

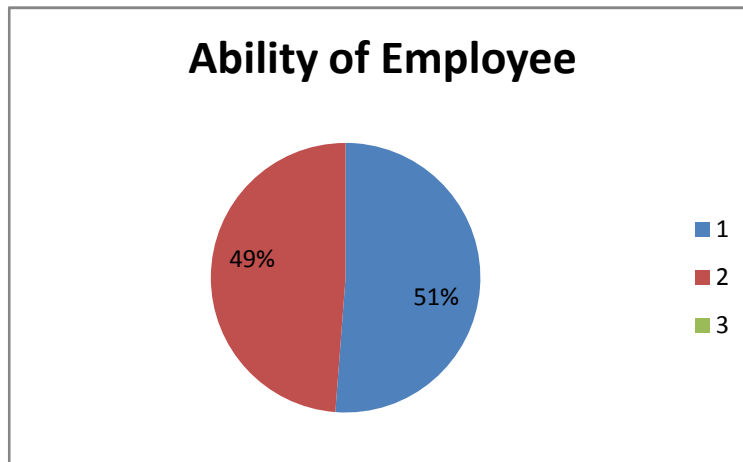


Observation:

The figure conveys whether the Syllabus prescribed was well organized and structured. It has been observed that 21.4% of students are strongly agree that the Syllabus prescribed was well organized. 60.4% of students are agree that the Syllabus prescribed was well organized. 1.9% of students are strongly disagree that the syllabus prescribed is excellent, well organized, and structured.

Employer's Feedback Analysis

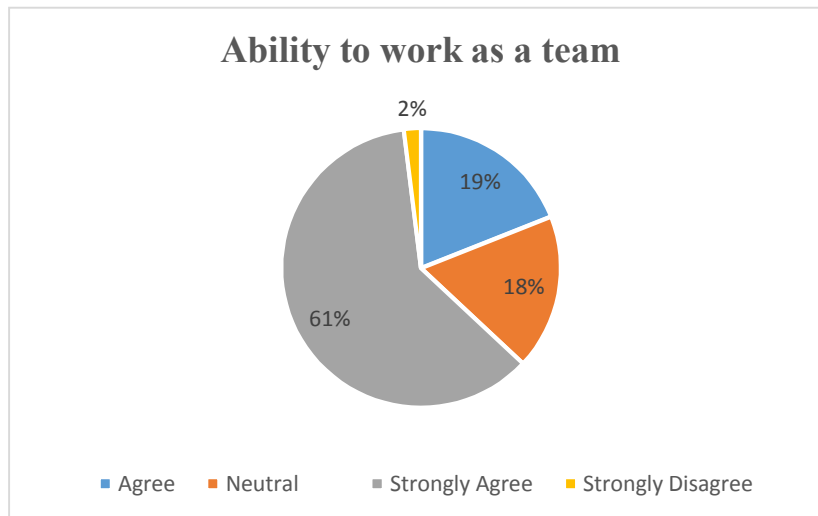
1. Ability of employee to apply the knowledge of the course in his work



Observation:

The figure shows the Ability of employee to apply the knowledge of the course in his work. It has been observed that 51% of employers agree that the employee has certain ability to apply knowledge of the course in work. 49% Employers are disagreed that the employee has Excellency in applying the knowledge of the course at his work.

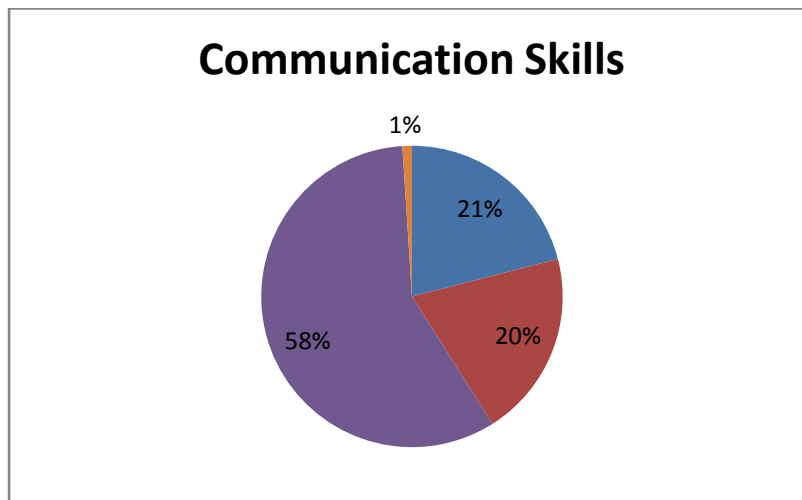
2. Ability to work as a team



Observation:

The figure portrays the ability of the employee to work as a team. It has been observed 19% of employers agree that the employee has certain ability to work as team. 18% Employers responded neutral. 61% employers strongly agree that the employee has Excellency in adopting and working as a team and 2% employers strongly disagree to the statement.

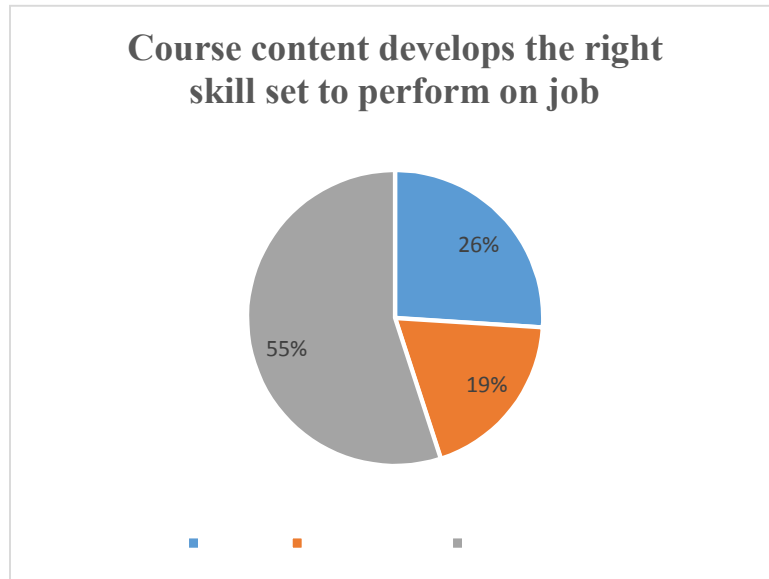
3. Communication skills of the employee strong



Observation:

The above figure depicts the communication skills of the employee. It has been observed that 21% of employers agree that the employee has manageable communication skills. 20% employers responded neutral. 58% employers strongly agree that the employee has excellent communication skills, and 1% employers strongly disagree to the statement.

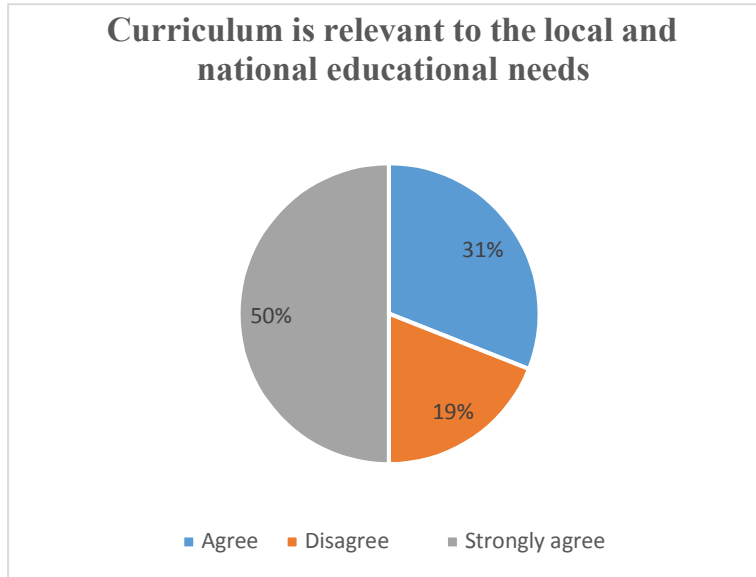
4. Course content develops the right skill set to perform on job



Observation:

The figure shows that the Course content develops the right skill set to perform on job. It has been observed that 26% of employers strongly disagree to the statement. 19% employers agree that the course content fairly develops the right skill set. 55% employers strongly agree that the course content plays a major role in developing the right skill set to perform on job.

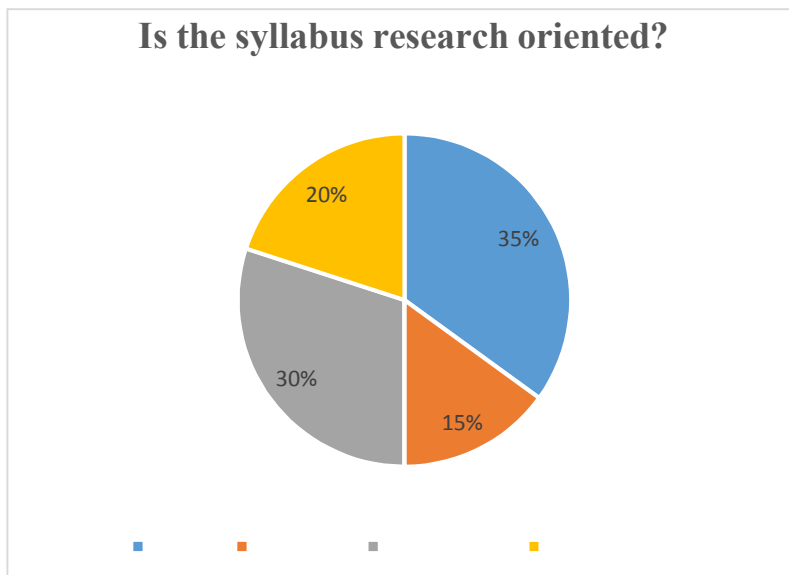
5. Curriculum is relevant to the local and national educational needs



Observation:

The above diagram shows whether the Curriculum is relevant to the local and national educational needs. It has been observed 31% of employers agree to the statement. 19% employers disagree that there is a need of Curriculum for local and national educational needs and 50% employers strongly agree that the Curriculum is very much relevant to the local and national educational needs.

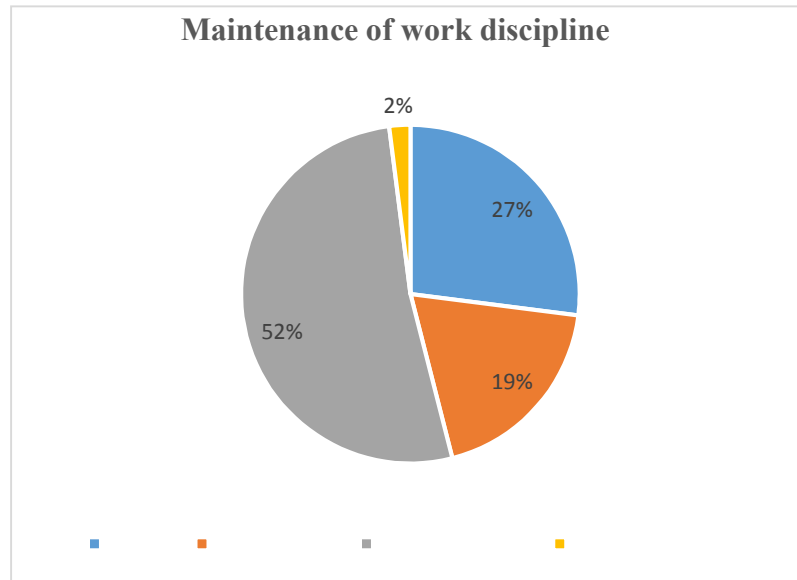
6. Is the syllabus research oriented?



Observation:

The above figure depicts whether the syllabus is research oriented. It has been observed that 35% of employers agree that the syllabus is research oriented. 15% employers believe that the syllabus is not research oriented. 30% employers strongly disagree and 20% employers strongly agree that the syllabus is research oriented.

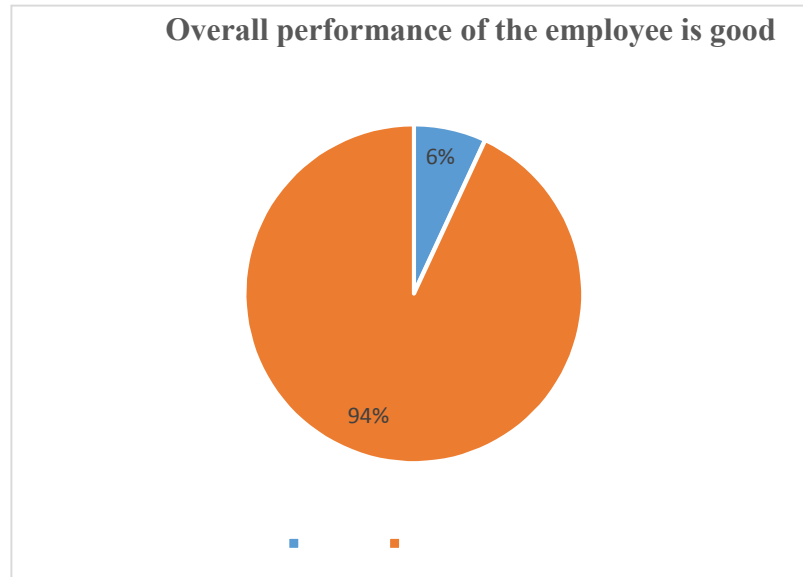
7. Maintenance of work discipline



Observation:

The above figure depicts the maintenance of work discipline by the employee. It has been observed that 27% of employers agree that the employee has work discipline. 19% employers disagree that the employee has work discipline. 52% employers strongly agree that the employee has excellent maintenance of work discipline. 2% employers strongly disagree to the statement.

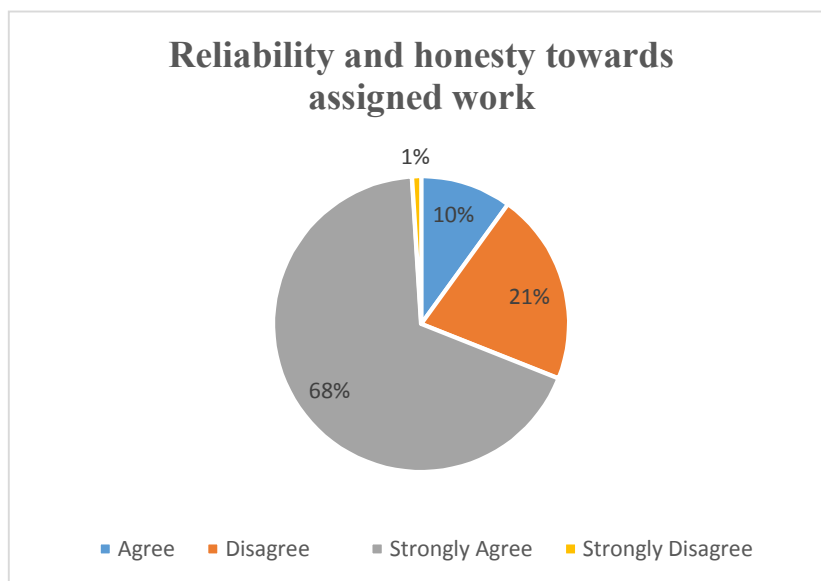
8. Overall performance of the employee is good



Observation:

The above figure depicts the overall performance of the employee. It has been observed that 6% of employers strongly disagree that the overall performance of the employee is good. 94% employers strongly agree to the statement that overall performance of the employee is excellent.

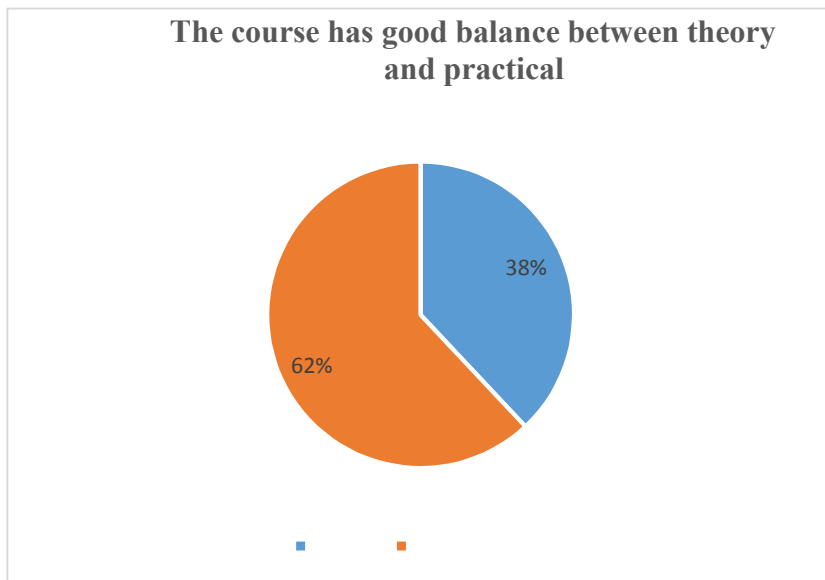
9. Reliability and honesty towards assigned work



Observation:

The above figure depicts the reliability and honesty of the employee towards assigned work. It has been observed that 10% of employers agree that the employee is reliable and honest. 21% employers disagree that the reliability and honesty of the employee is satisfactory, 68% employers strongly agree that the reliability and honesty of the employee towards assigned work is excellent, 1% employers strongly disagree to the statement.

10. The course has good balance between theory and practical

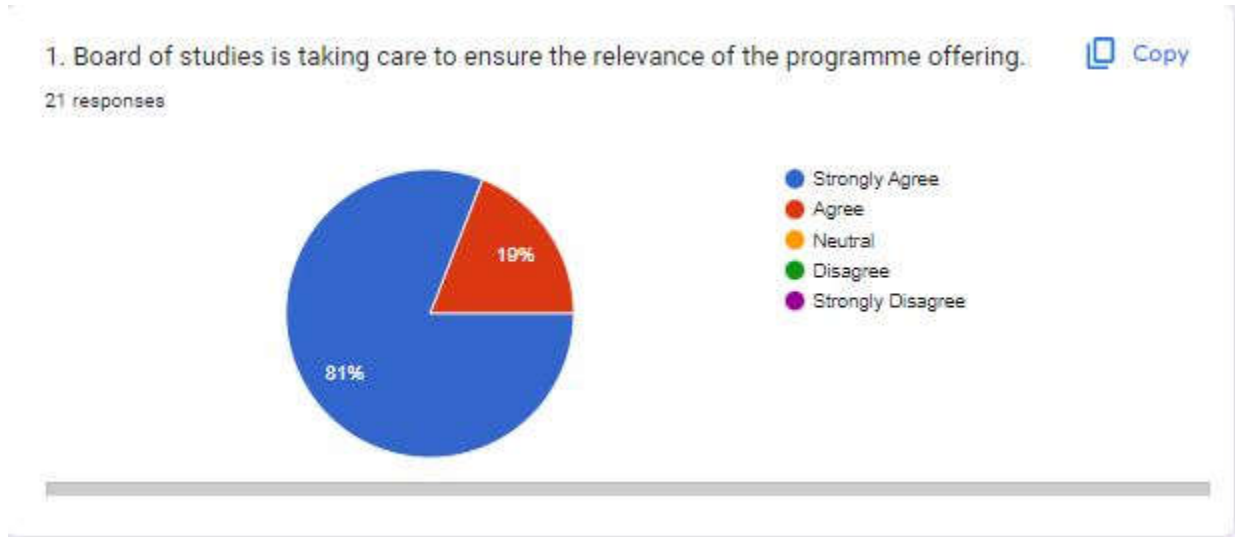


Observation:

The above figure depicts whether the course have good balance between theory and practical. It has been observed that 62% of employers strongly agree that the course have good balance between theory and practical and 38% Employers strongly disagree to the statement.

Teachers Feedback Analysis

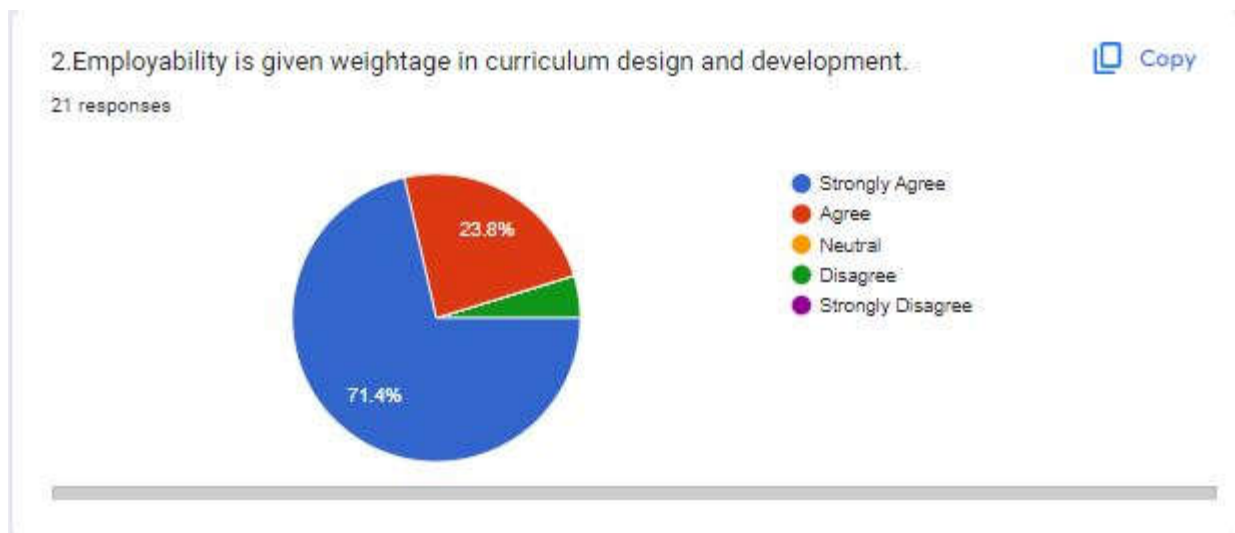
1. Board of studies is taking care to ensure the currency and relevance of the programme offering.



Observation:

The figure clearly states how the board of studies is taking care to ensure the relevancy of the programme offering. It has been observed that 81% are strongly agree that the board of studies is taking better care to make sure the currency and relevance of the programme offering. 19% agree to the above statement.

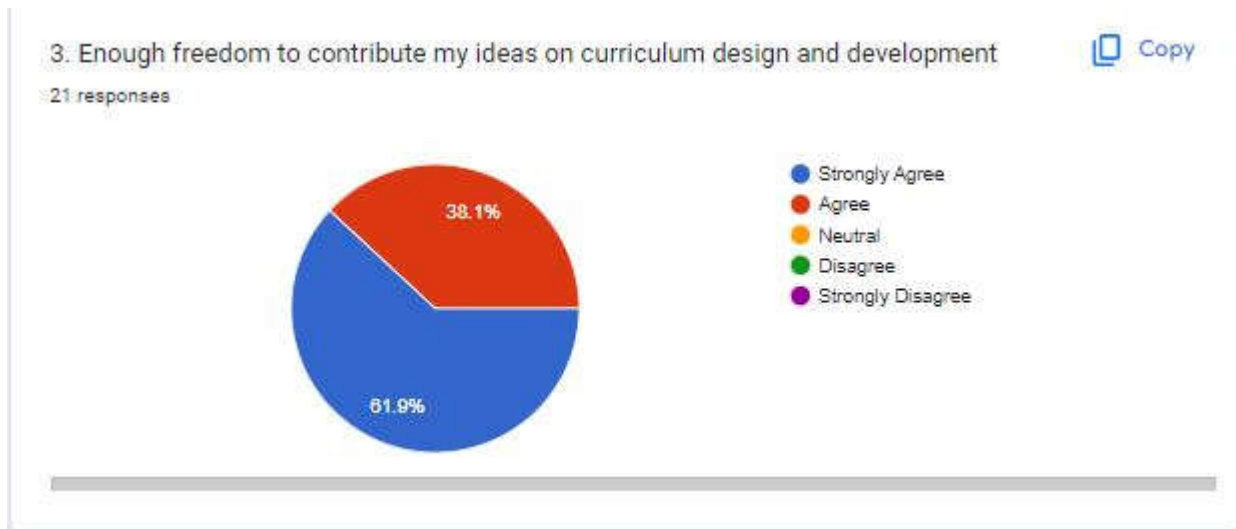
2. Employability is given weightage in curriculum design and development.



Observation:

The figure shows how Employability is given weightage in curriculum design and development. It has been observed that 71.4% are strongly agree that Employability is given value in curriculum design and development. 23.8% agree that Employability is given value in curriculum design and development. 4.8% disagree that the ability to gain and maintain initial employment has been given special favour in curriculum design and development.

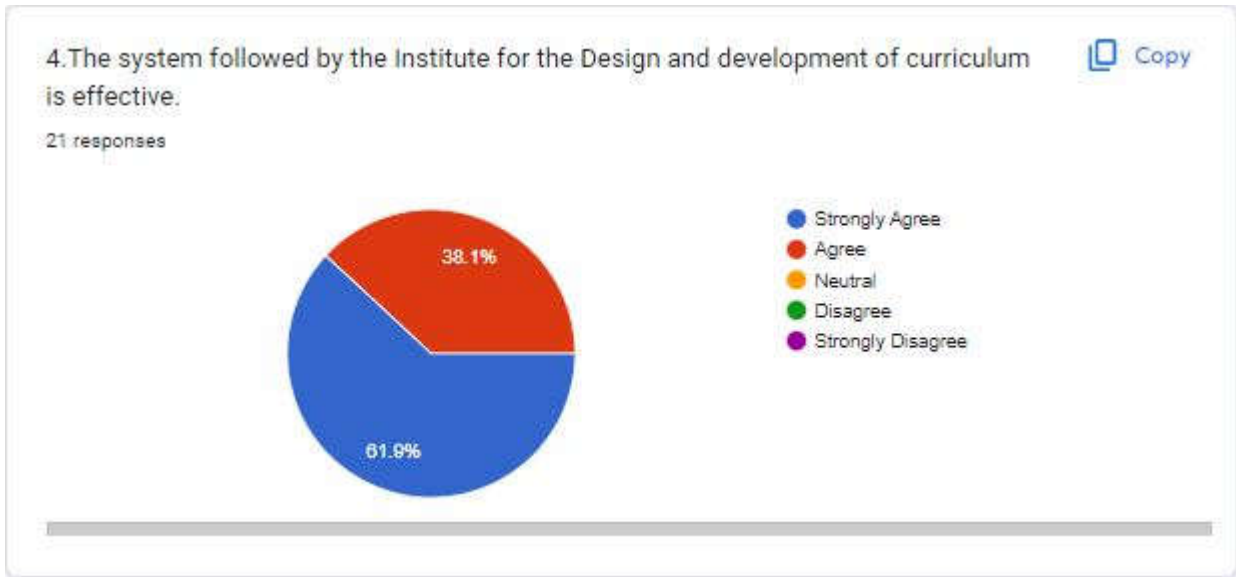
3. Enough freedom to contribute my ideas on curriculum design and development



Observation:

The figure clearly states whether enough freedom is given to contribute the ideas on curriculum design and development. It has been observed that 61.9% are strongly agree that enough freedom to confer ideason curriculum design and development has been provided. 38.1% are agree that the freedom given to contribute on curriculum design and development is good and satisfactory.

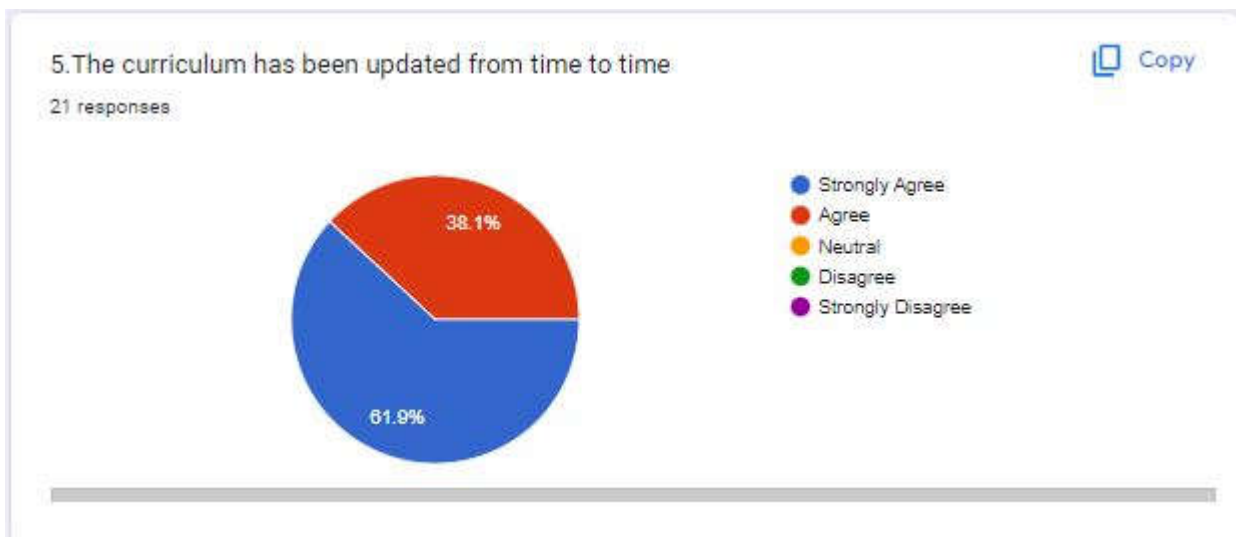
4. The system followed by the University for the Design and development of curriculum is effective.



Observation:

The figure clearly states whether the system followed by the Institute for the Design and development of curriculum is effective. It has been observed that 61.9% are strongly agree that the system followed by the Institute is effective. 38.1% agree that the system followed by the Institute is good and satisfactory.

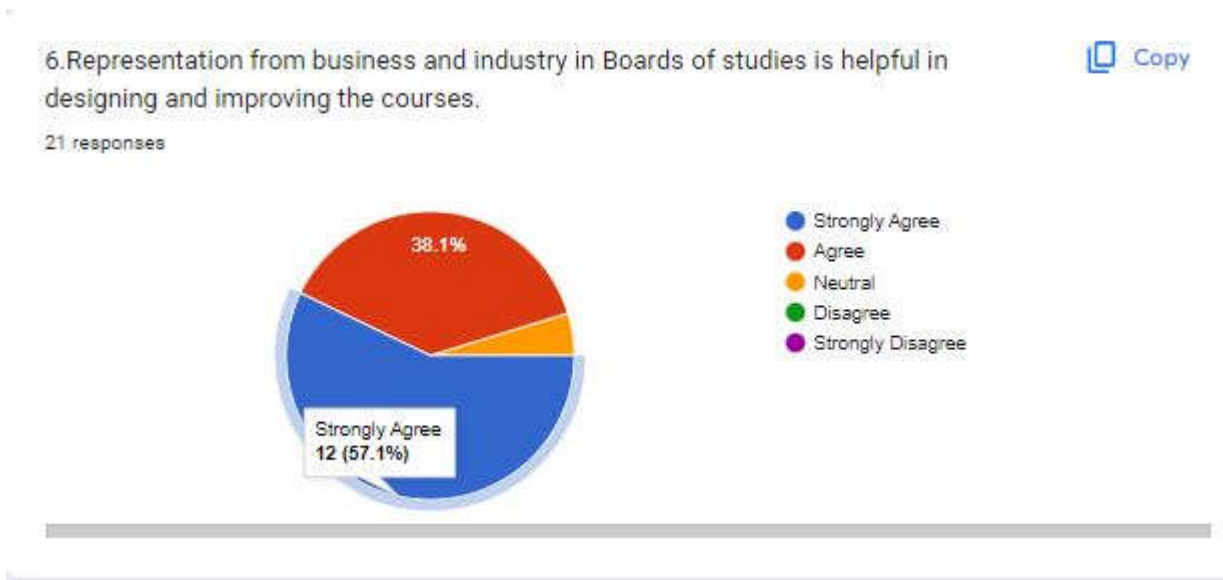
5. The curriculum has been updated from time to time.



Observation:

The figure conveys how the curriculum gets updated from time to time. It has been observed that 61.9% are strongly agree that there is frequent update of the curriculum. 38.1% are agree to the statement.

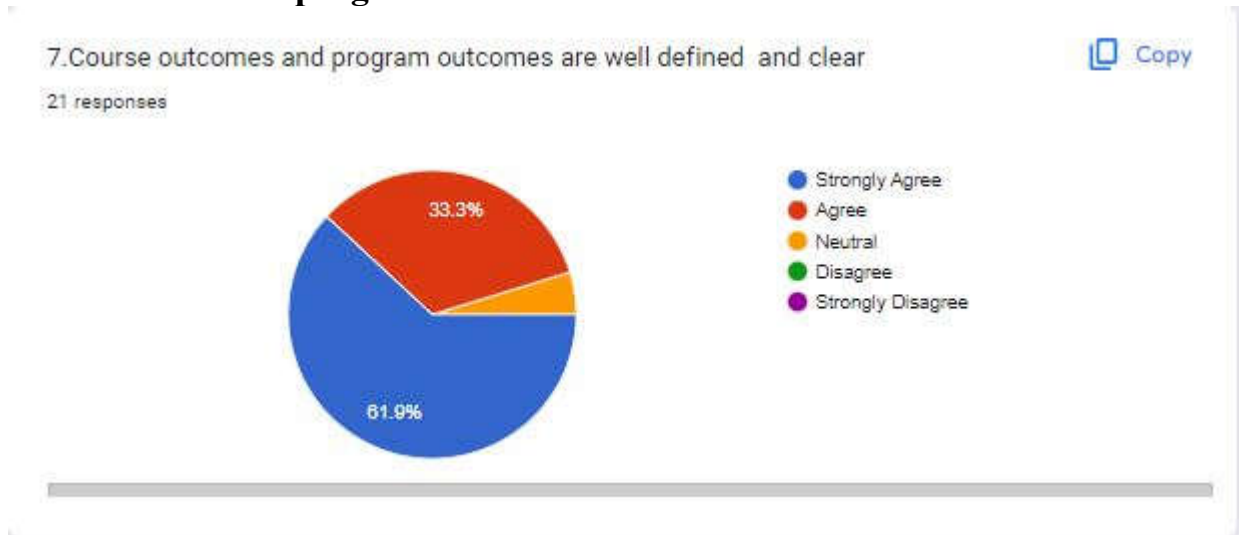
6. Representation from business and industry in Boards of Studies is helpful in designing and improving the courses.



Observation:

The figure clearly states whether representation from business and industry in Boards of studies is helpful in designing and improving the courses. It has been observed that 57.1% are strongly agree that the courses improve with the representation from business and industry in Boards of Studies. 38.1% are agree to the statement that the representation from business and industry would help in improvising the course.

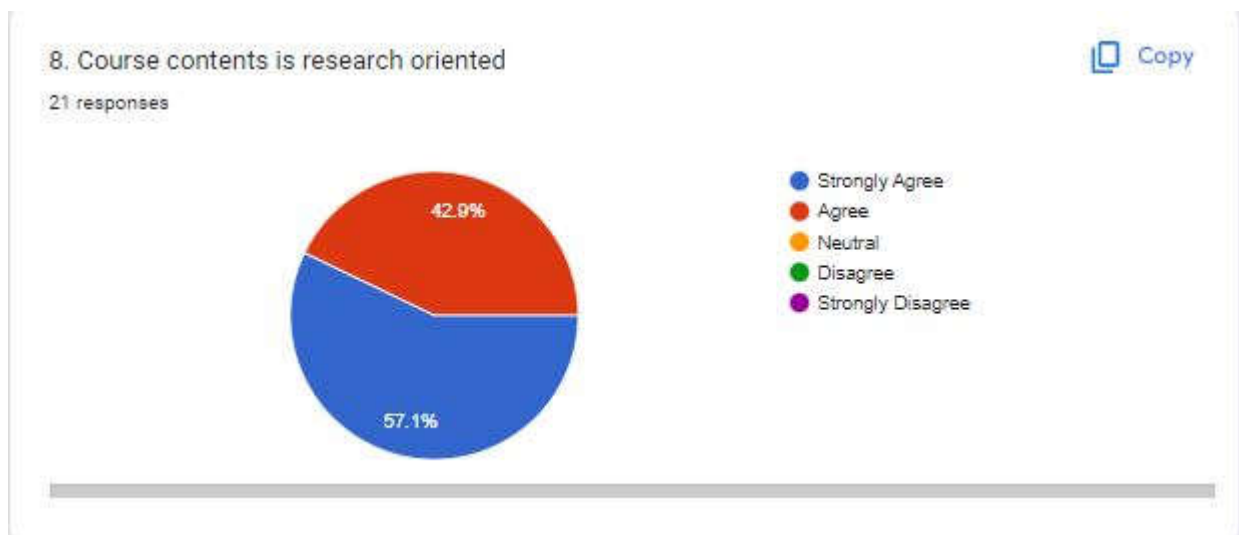
7. Course outcomes and program outcomes are well defined and clear



Observation:

The figure evinces whether the course outcomes and program outcomes are well defined and clear. It has been observed that 61.9% are strongly agree to the statement. 33.3% are agree that the course outcomes and program outcomes are good and satisfactory. 4.8% are responded neutral.

8. Course contents is research oriented

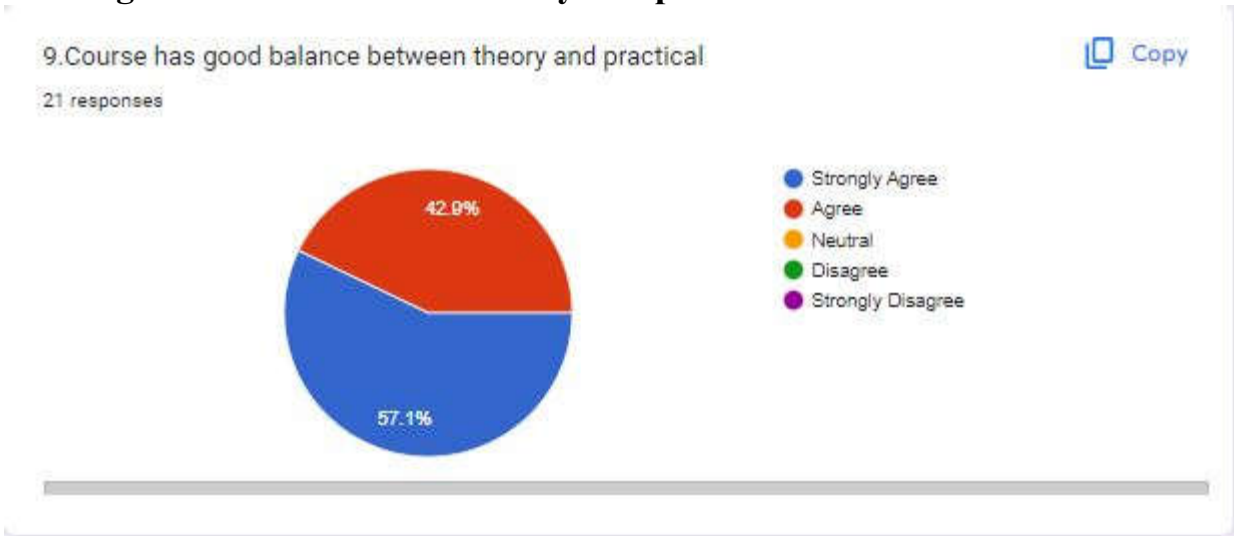


Observation:

The figure clearly states whether the Course contents is research oriented. It has been observed that 57.1% are strongly agree to the statement. 42.9% are agree that the course content is research

oriented.

9. Course has good balance between theory and practical

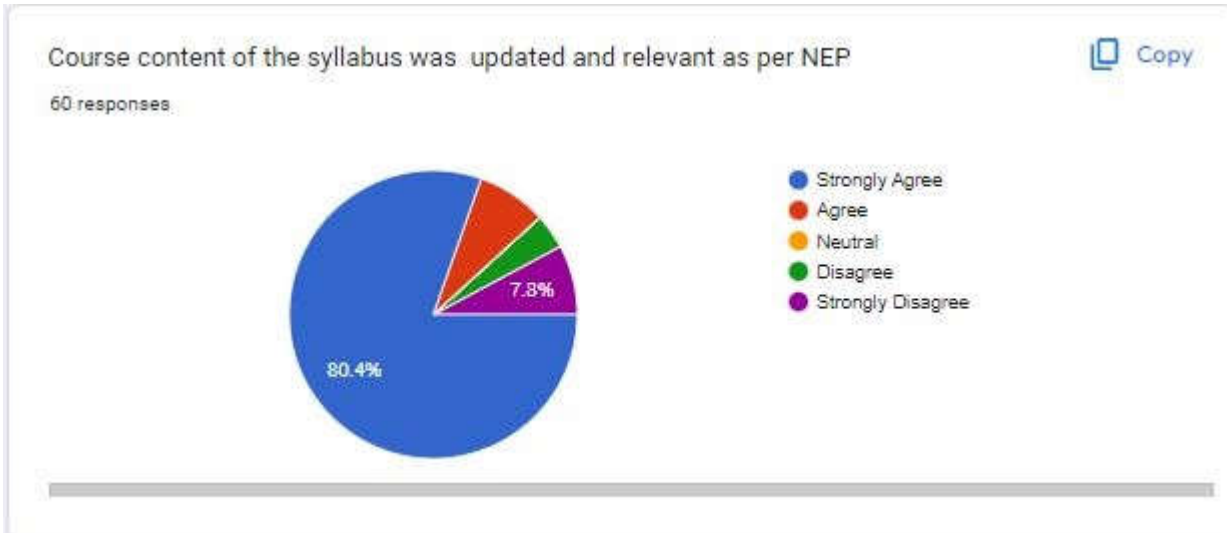


Observation:

The figure clearly states whether the Course has good balance between theory and practical. It has been observed that 57.1% are strongly agree that there is a good balance between theory and practical. 42.9% felt that balance between theory and practical is good and satisfactory.

Alumni Feedback Analysis

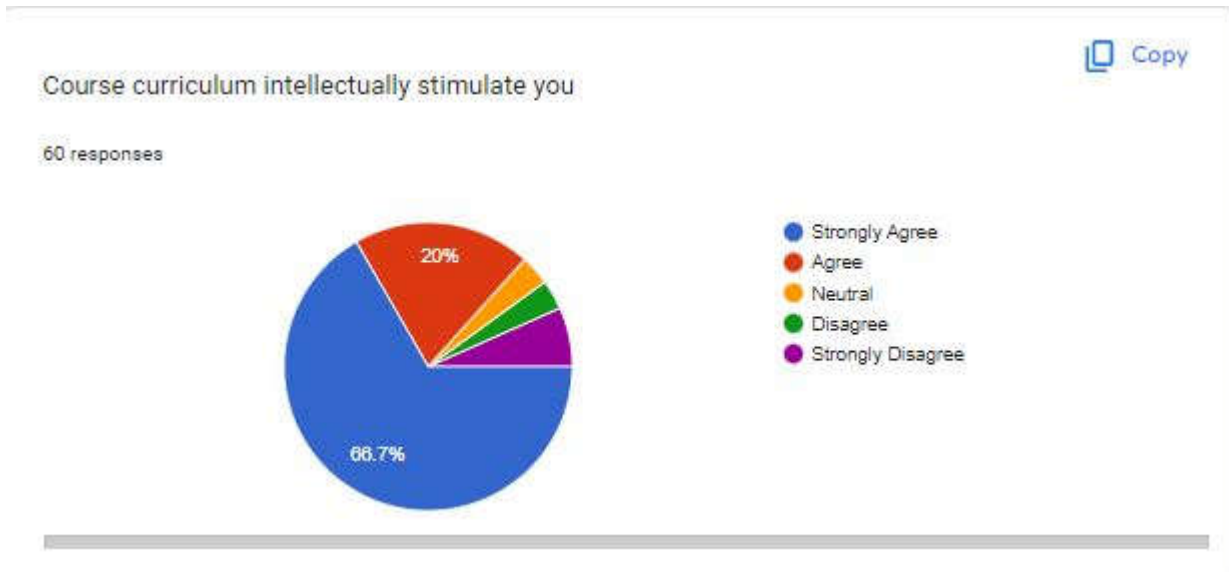
1. Course content of the syllabus was updated and relevant



Observation:

The figure shows on how Course content of the syllabus was updated and how relevant it was. It has been observed that 80.4% students strongly agree that Course content of the syllabus was updated time to time. 7.8% students are agree that course syllabus was updated and relevant. 3.9%students are disagree and 7.8 % are strongly disagree.

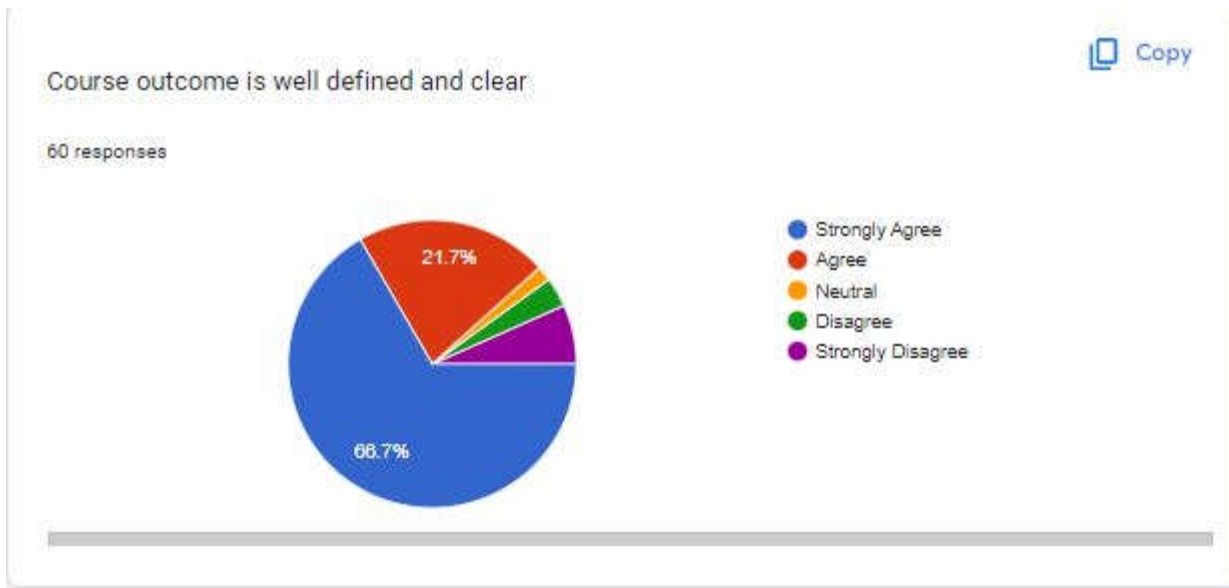
2. Course curriculum intellectually stimulate you



Observation:

The figure shows whether the course curriculum intellectually stimulate the students. It has been observed that 66.7% students strongly agree that the course curriculum intellectually stimulate the students.20% students are agree and 6.7% are strongly disagree that the course curriculum intellectually stimulate the students.

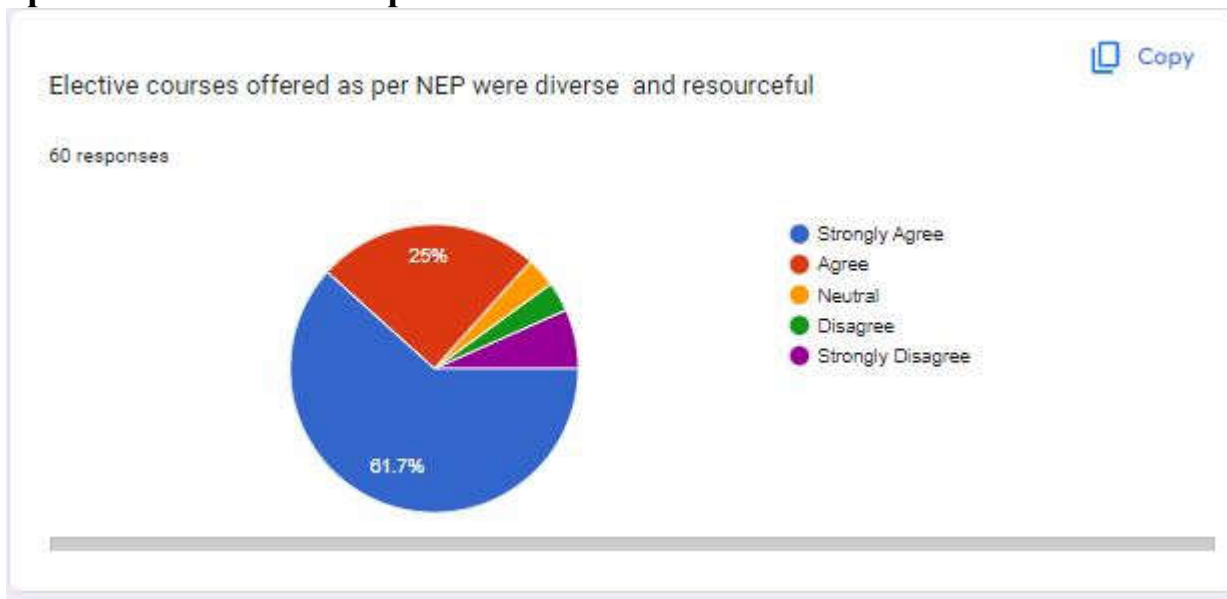
3. Course outcome is well defined and clear



Observation:

The figure shows whether the Course outcome is well defined and clear. It has been observed that 66.7% students strongly agree that the Course outcome is well defined and clear. 21.7% students are agree that the Course outcome is well defined and clear. 6.7% are strongly disagree.

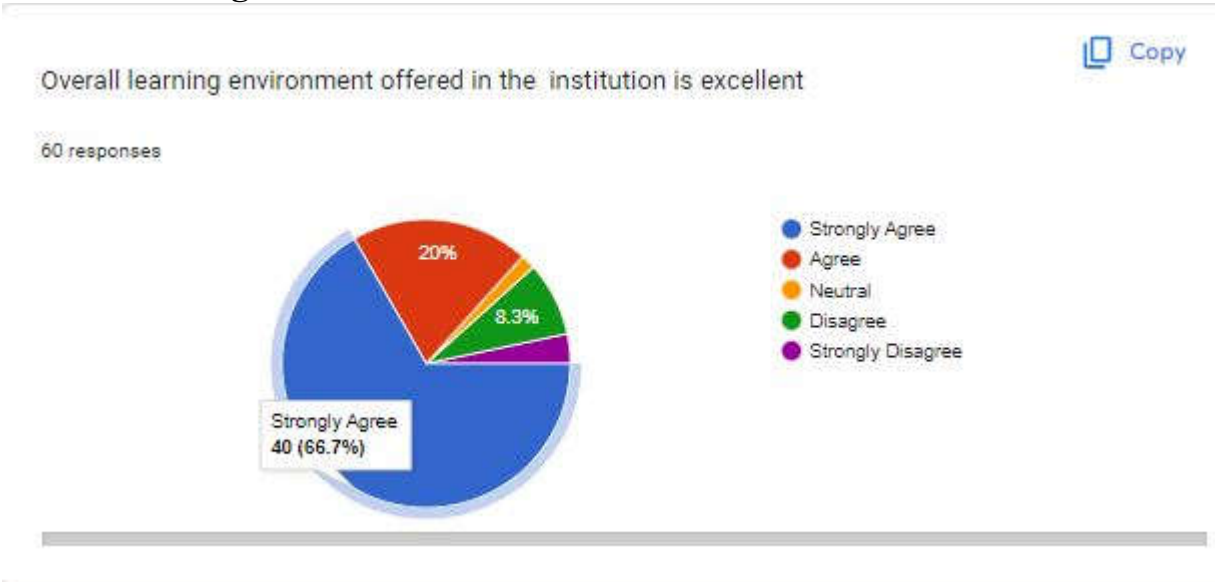
4. Open courses offered as per NEP were diverse and resourceful



Observation:

The figure shows whether the open courses offered under CBCS were diverse and resourceful. It has been observed that 61.7% students are strongly agree that the open courses offered as per NEP were diverse and resourceful. 25% students are agree that the open courses offered as per NEP were diverse and resourceful. 6.7%students are strongly disagree.

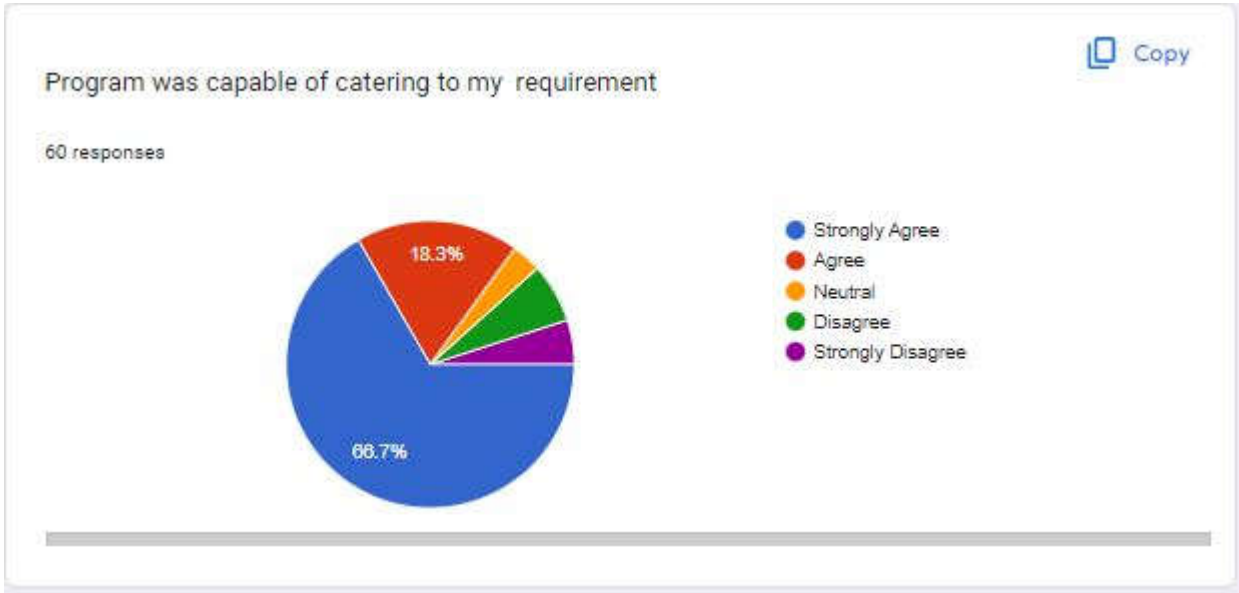
5. Overall learning environment offered in the institution is excellent



Observation:

The figure shows whether the overall learning environment offered in the institution is excellent. It has been observed that 66.7% students are strongly agree that the overall learning environment offered in the institution is excellent. 20% students are agree the overall learning environment offered in the college is excellent. 8.3% students are disagree that the overall learning environment offered in the institution is excellent.

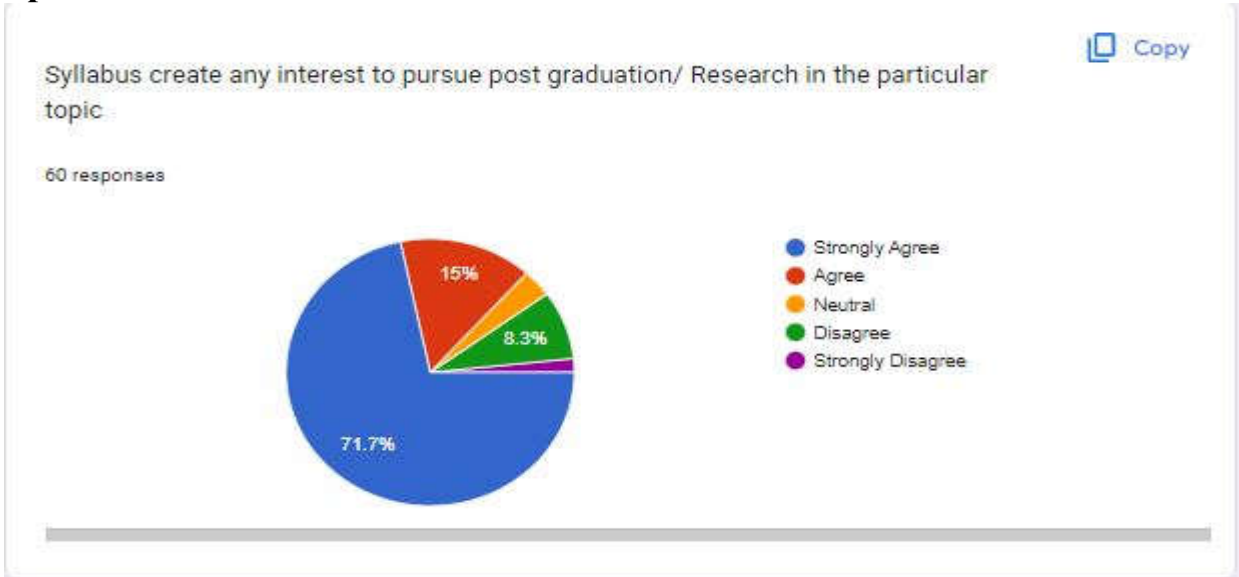
6. Program was capable of catering to my requirement



Observation:

The figure shows whether the program was capable of catering to the student's requirement at the workplace. It has been observed that 66.7% students are strongly agree that the program was capable of catering the needed requirements. 18.3% students are agree that the program of catering to the student's requirement at the workplace was good and satisfactory.

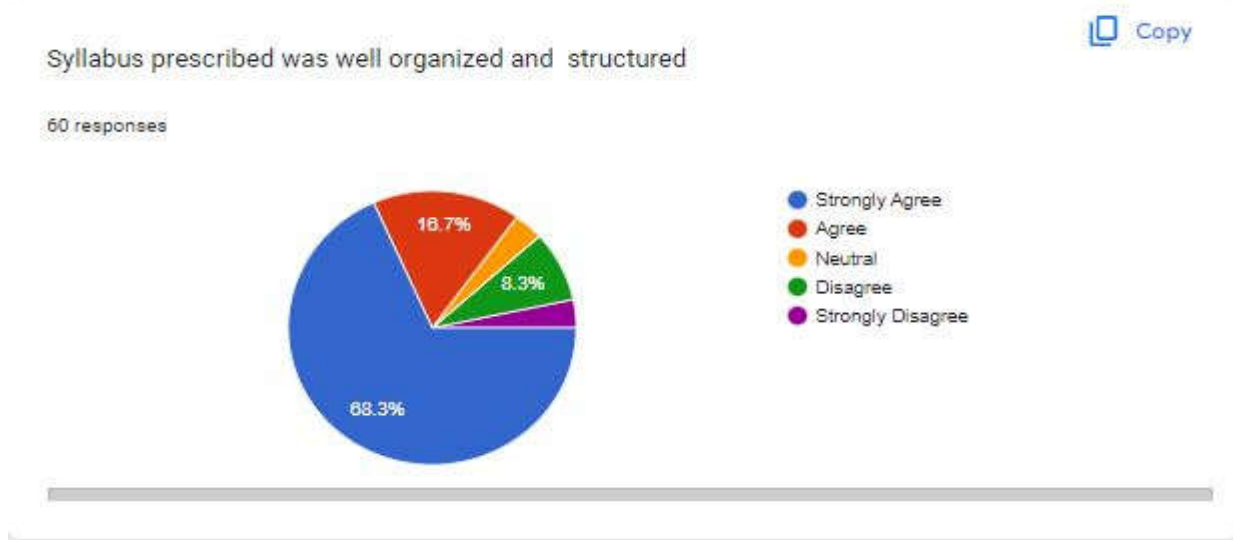
7. Syllabus create any interest to pursue post-graduation/ Research in the particular topic



Observation:

The figure clearly states whether the syllabus create any interest to pursue post-graduation/ Research in the particular topic. It has been observed that 71.7% students strongly agree that the syllabus creates interest to pursue post-graduation. 15% students are agree that the syllabus creates interest to pursue post-graduation. 8.3% students are disagree that the syllabus creates interest to pursue post-graduation.

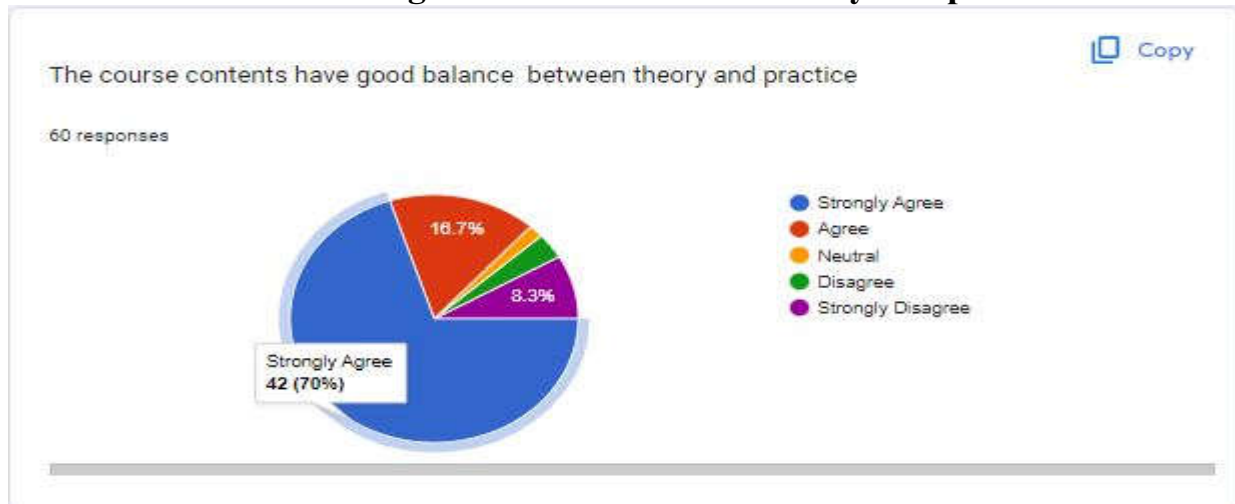
8. Syllabus prescribed was well organized and structured



Observation:

The figure conveys whether the Syllabus prescribed was well organized and structured. It has been observed that 68.3% students are strongly agree that the Syllabus prescribed was well organized. 16.7% students agree that the Syllabus prescribed was well organized. 8.3% students are disagree with the statement.

9. The course contents have good balance between theory and practice

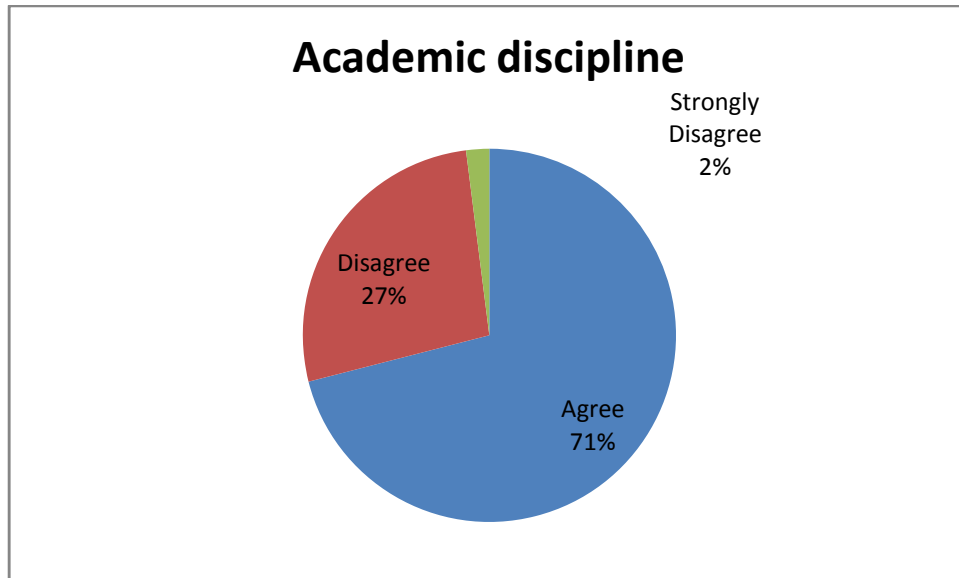


Observation:

The figure clearly states whether the course contents have good balance between theory and practice. It has been observed that 70% students are strongly agree that the course contents have good balance between theory and practice. 16.7% students are agree that the course contents have good balance between theory and practice. 8.3% students strongly disagree that the balance between theory and practice is excellent.

Parent's Feedback Analysis

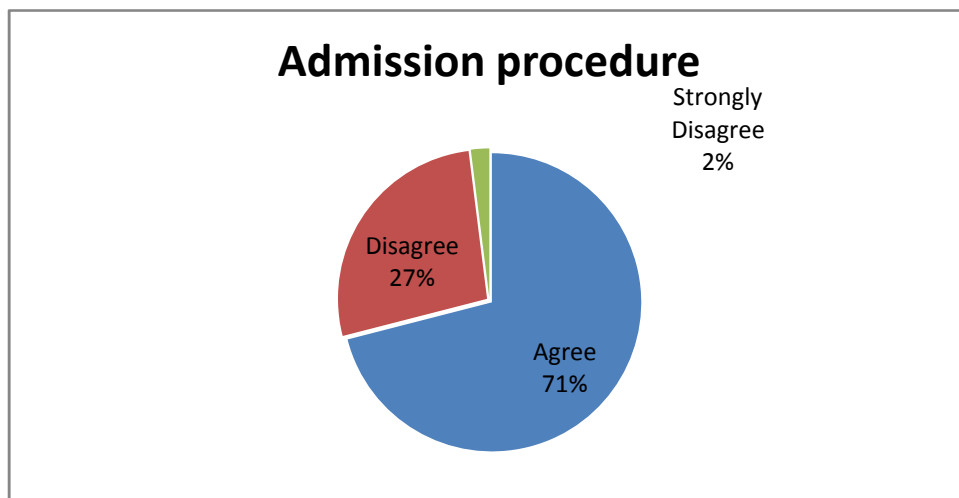
1. Academic discipline (i.e. timely conduct of lectures, practical)



Observation:

The figure conveys whether the academic discipline that is timely conduct of lectures, practical is functioning systematically. It has been observed that 71% parents agree that the academic discipline is organized. 27% parents disagree that the academic discipline is organized must be improvised. 2% parents are strongly disagree to the statement.

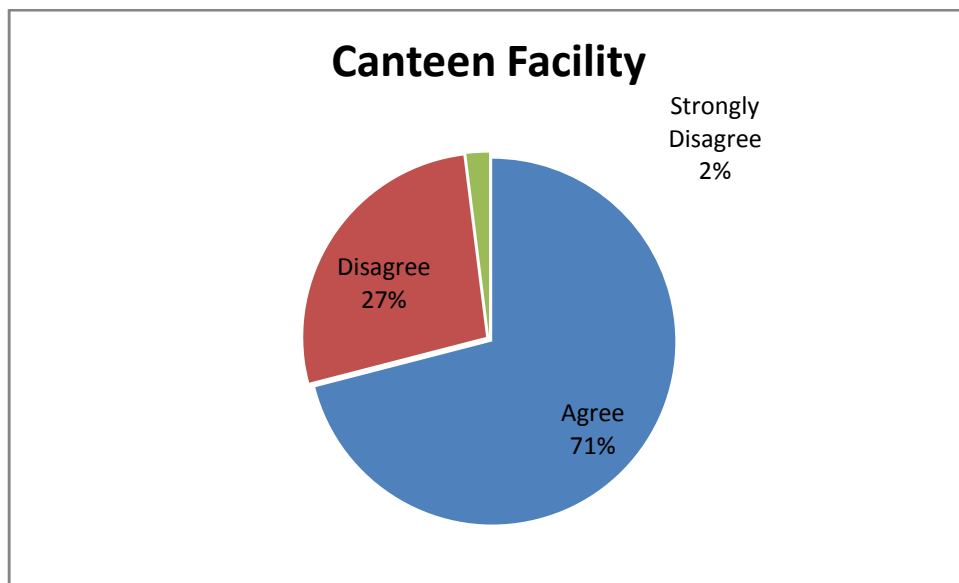
2. Admission procedure



Observation:

The figure conveys whether the admission procedure is well organized. It has been observed that 71% parents agree that the admission procedure is organized. 27% parents disagree that the admission procedure is not structured. 2% parents are strongly disagree with the statement.

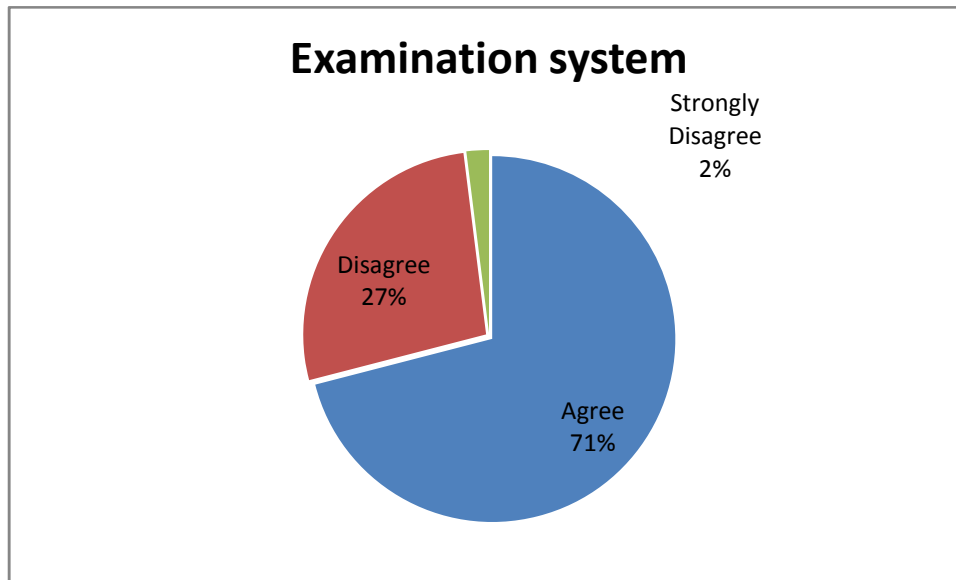
3. Canteen Facility



Observation:

The figure shows on how the canteen facility is given to the students. It has been observed that 71% parents agree that the canteen facility is good. 27% parents are disagree that the canteen facility is fair and satisfactory. 2% parents are strongly disagree that the canteen facility given to the students bythe institution is excellent.

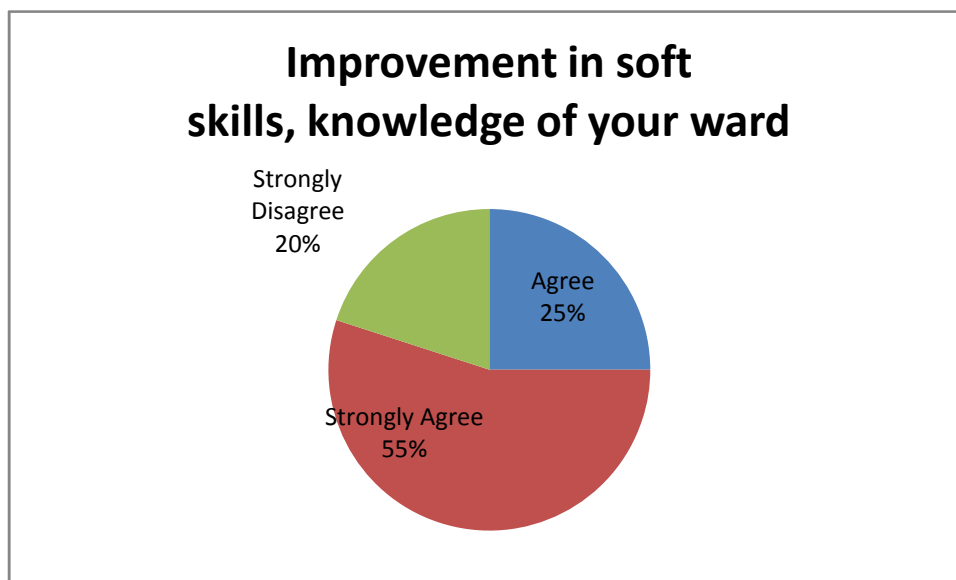
4. Examination system adopted by the college



Observation:

The figure clearly states on how the examination system is adopted by the college. It has been observed that 71% parents agree that the examination system is good and organized. 27% parents are disagree that the examination system adopted in the institution is satisfactory. 2% parents Strongly disagree to the statement.

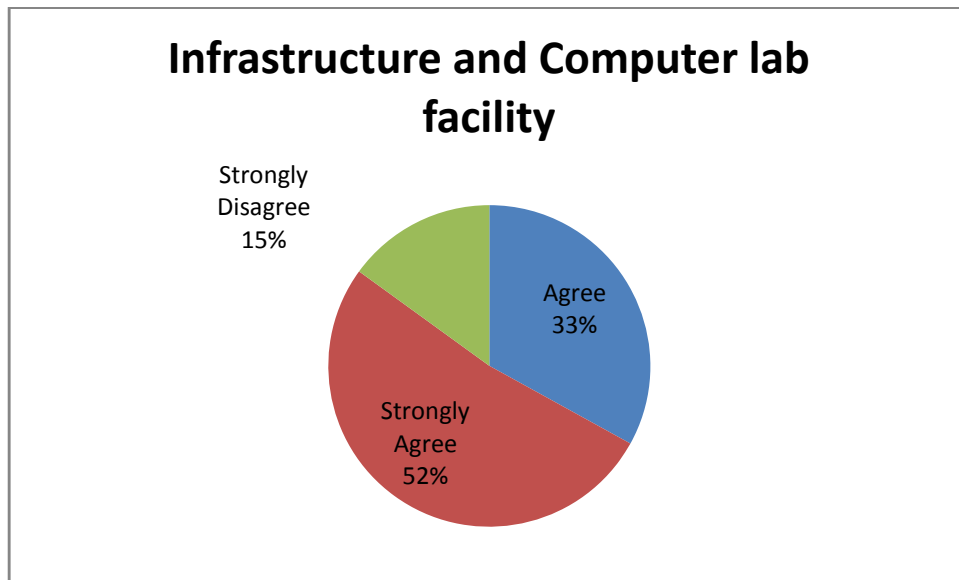
5. Improvement in soft skills, knowledge of your ward.



Observation:

The figure shows whether the scope is given for the improvement in soft skills, knowledge, and ethics in the student. It has been observed that 25% parents agree that there is an in improvement in soft skills, knowledge, and ethics in their ward. 20% parents are strongly disagree that the improvement in soft skills, knowledge, and ethics in their ward is good and satisfactory. 55% parents strongly agree that there is an excellent improvement in soft skills, knowledge, and ethics in their ward.

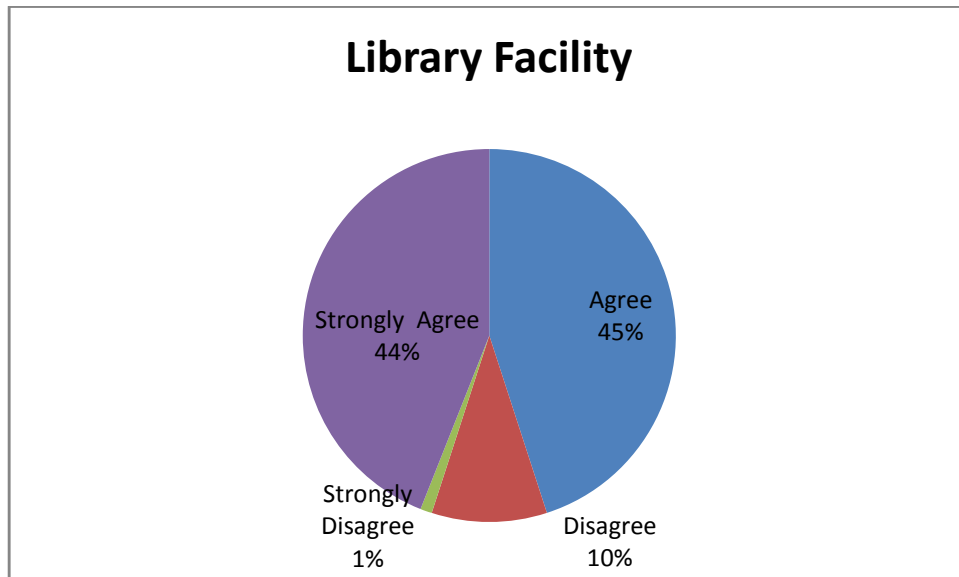
6. Infrastructure and Computer lab facility



Observation:

The figure shows on how the infrastructure is maintained and computer lab facility in the institution. It has been observed that 33% parents agree the Infrastructure and computer lab facility is good.15% parents are strongly disagree that the Infrastructure and computer lab facility is satisfactory. 52% parents are strongly agree that the infrastructure is maintained and the computer lab facility provided is excellent.

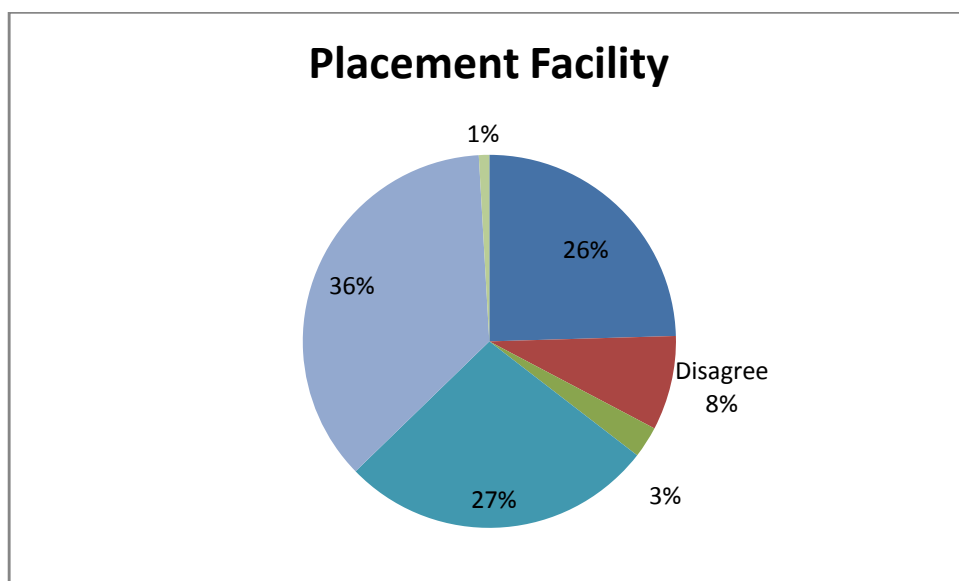
7. Library Facility



Observation:

The figure shows on how the library facility is given to the students. It has been observed that 45% parents agree library facility is good. 10% parents are disagree that the library is satisfactory. 1% are strongly disagree to the statement. 44% parents strongly agree that the library facility given to the students by the institution is excellent.

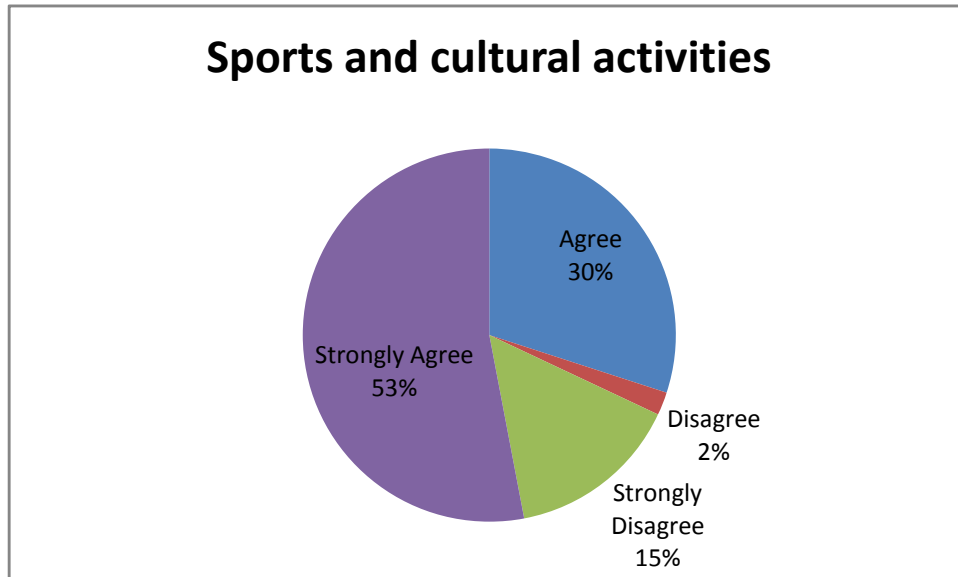
8. Placement Facility



Observation:

The figure conveys whether the placement facility is given to the students in the college. It has been observed that 26% parents agree that the placement facility is given on a larger scale. 3% parents disagree to the statement; opine that the placement facility is not up to the mark. 30% parents are neutral. 40% parents strongly agree that the placement facility given to the students in the institution is excellent. 1% strongly disagree to the statement, hence suggest to improvise the placement facility.

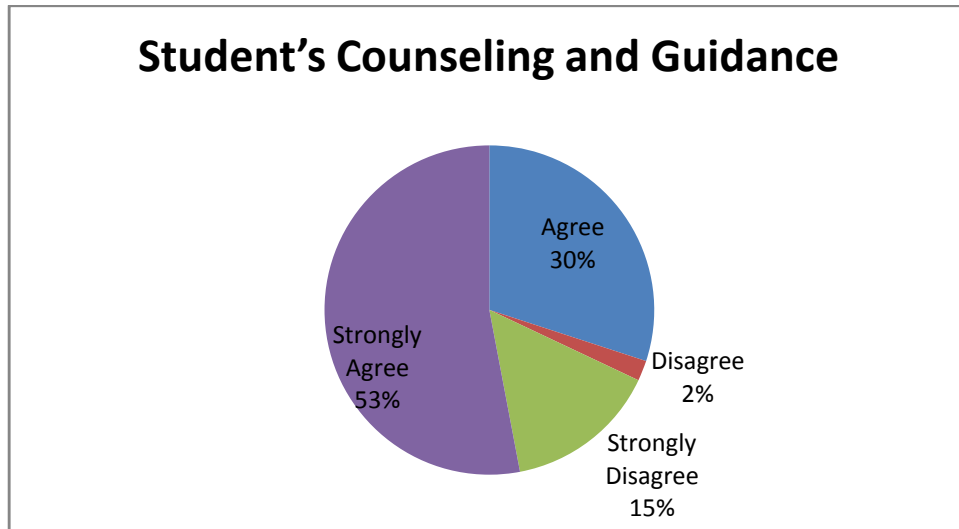
9. Sports and cultural activities



Observation:

The figure shows on how the sports and cultural activities are encouraged in the institution. It has been observed that 27% parents agree that the sports and cultural activities are being in constant practice. 9% parents disagree and 2% parents strongly disagree that the sports and cultural activities must be given more importance. 17% parents felt that the sports and cultural activities practiced in the institution are neutral. 45% parents strongly agree that the sports and cultural activities practiced in the institution are excellent and encouraged to a well extent.

10. Student's Counseling and Guidance



Observation:

The figure shows on how the counseling & guidance has been given to the students in the institution. It has been observed that 30% parents agree that the counseling & guidance has been given to the students frequently. 2% parents disagree that the students should be counseled more and should be given guidance. 15% parents are strongly disagree that the counseling & guidance that has been given to the students is good and satisfactory. 53% parents strongly agree that the counseling & guidance that has been given to the students in the institution is excellent.

IQAC Recommendation

IQAC submit the feedback analysis report to the management through academic council. IQAC made special reference to consider teachers' performance and motivate them with due encouragement. Following are some of the recommendations made;

- Course content in the curriculum has to be revised from time to time and the course contents should have good balance between theory and practical. Further, more ICT tools will be used which intellectually stimulate all the students.
- Teaching Aids should be provided to the faculty in order to update their knowledge which could be implemented in their content delivery.
- Apart from the curriculum designed by the University as per NEP Guidelines, try to keep the students update for the present day demands both personal as well as professional.
- Enhance the industry and academia interaction in order to improve the effectiveness of the courses.
- As per the suggestions, a practical approach beyond classroom teaching emphasized a research-oriented mind setup.
- Soft skills training should be given to students to enhance their competence in their careers.
- Industry Interaction must be enhanced in order to improve the placement.

Dr. Saurabh Gupta
IQAC coordinator